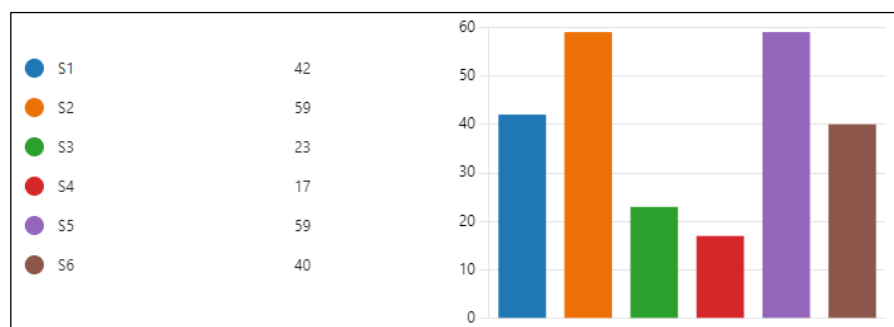




This document contains a summary of the responses provided to the pupil questionnaire issued in November 2023. On this occasion we received a total of 240 pupil responses. The breakdown of responses by year and house groups is:



The questions used are those asked of pupils by His Majesty's Inspectorate of Education (HMIE) prior to any school inspection visit. All pupils were asked the full set of questions.

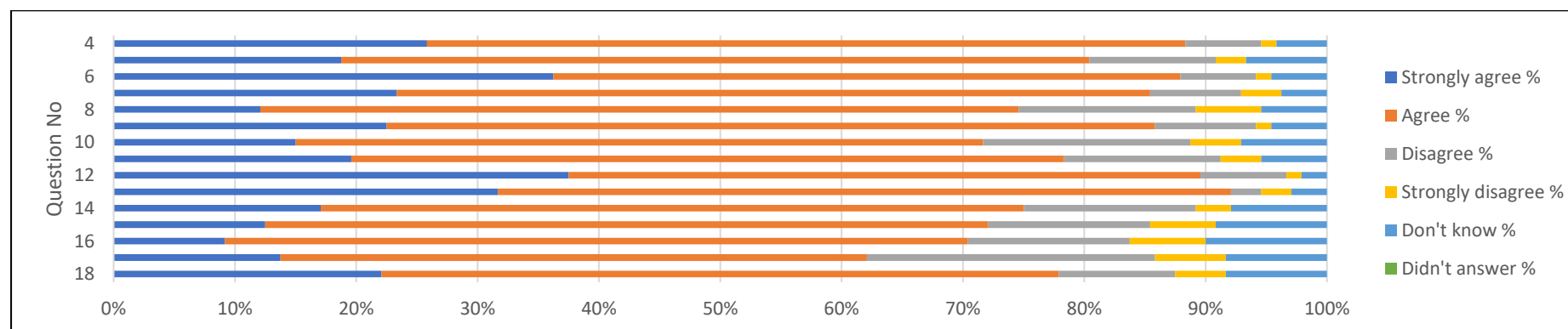
We will continue to gather information twice-yearly and share a summary of these responses with our pupils.

The school senior leadership team will assess responses from parents, staff and young people as part of our self-evaluation process to determine improvement priorities for the school.

The summary of responses provided is presented both in tabular and graph form as follows:

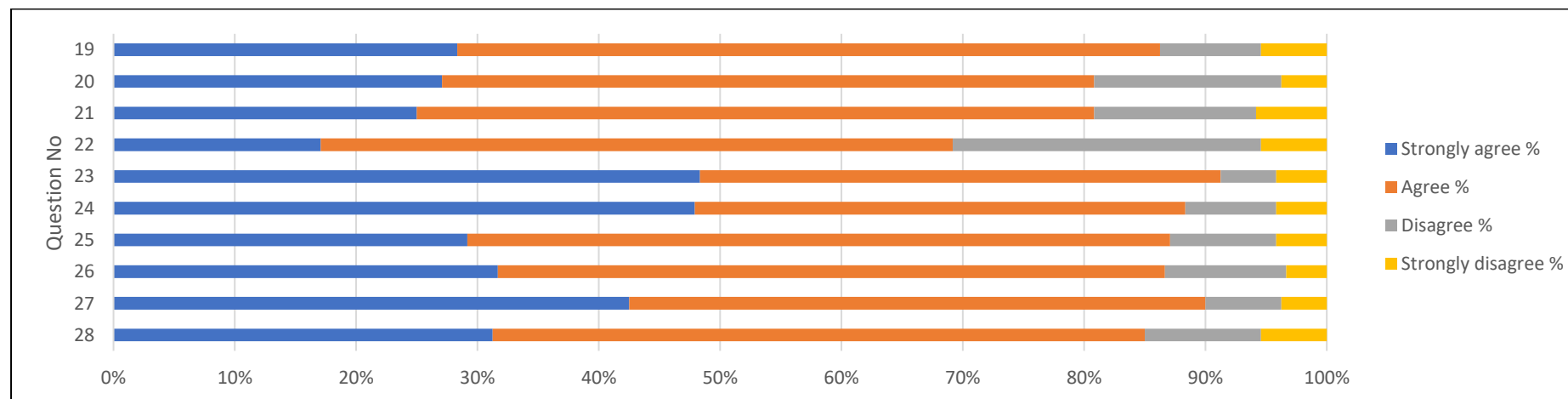
**Pupil responses to questions related to Climate for Learning**

Qu. No	Question	Response Count	Strongly agree %	Agree %	Disagree %	Strongly disagree %	Don't know %
4	I feel safe when I am at school.	240	26%	63%	6%	1%	4%
5	My school helps me to feel safe	240	19%	62%	10%	3%	7%
6	I have someone in my school I can speak to if I am upset or worried about something.	240	36%	52%	6%	1%	5%
7	Staff treat me fairly and with respect	240	23%	62%	8%	3%	4%
8	Other young people treat me fairly and with respect.	240	12%	63%	15%	5%	5%
9	My school helps me to understand and respect other people.	240	23%	63%	8%	1%	5%
10	My school is helping me to become confident	240	15%	57%	17%	4%	7%
11	My school teaches me how to lead a healthy lifestyle	240	20%	59%	13%	3%	5%
12	There are lots of chances at my school for me to get regular exercise.	240	38%	52%	7%	1%	2%
13	My school offers me the opportunity to take part in activities in school beyond the classroom and timetabled day.	240	32%	60%	3%	3%	3%
14	I have the opportunity to discuss my achievements outwith school with an adult in school who knows me well.	240	17%	58%	14%	3%	8%
15	My school listens to my views.	240	13%	60%	13%	5%	9%
16	My school takes my views into account.	240	9%	61%	13%	6%	10%
17	My homework helps me to understand and improve my work in school.	240	14%	48%	24%	6%	8%
18	I was given good advice to make choices about taking the subjects that are right for me.	240	22%	56%	10%	4%	8%



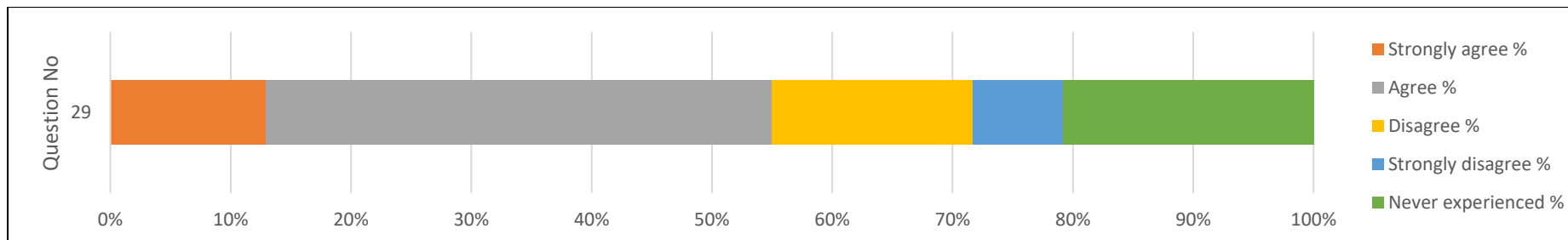
### Pupil responses to questions related to Learning and Teaching

Qu. No	Question	Response Count	All of the time %	Some of the time %	Not very often %	Don't know %
19	Staff help young people to be responsible for their own behaviour.	240	28%	58%	8%	5%
20	I feel comfortable approaching staff with questions or suggestions.	240	27%	54%	15%	4%
21	I am given the opportunity to influence what and how I learn.	240	25%	56%	13%	6%
22	I enjoy learning at school	240	17%	52%	25%	5%
23	I feel that my work in school is hard enough	240	48%	43%	5%	4%
24	I know who to ask to get help if I find my work too hard	240	48%	40%	8%	4%
25	Staff help me to understand how I am progressing in my school work.	240	29%	58%	9%	4%
26	The feedback I receive on my work helps me to improve my learning	240	32%	55%	10%	3%
27	I am encouraged by staff to do the best I can.	240	43%	48%	6%	4%
28	I am happy with the quality of teaching in my school.	240	31%	54%	10%	5%



**Pupil responses to question regarding bullying**

Qu. No	Question	Response Count	Strongly agree %	Agree %	Disagree %	Strongly disagree %	Never experienced %
29	My school deals well with any bullying.	240	13%	42%	17%	8%	21%



**Pupil responses to question related to support moving school**

Qu. No	Question	Response Count	Strongly agree %	Agree %	Disagree %	Strongly disagree %	Haven't moved %
30	I was well supported if I moved to a new school within the last year	240	10%	26%	4%	1%	60%

