



This document contains a summary of the responses provided to the parental questionnaire issued in November 2023. On this occasion we received a total of 125 parental responses. This compares with 110 responses in June 2023.

The questions used are those asked of parents/carers by His Majesty's Inspectorate of Education (HMIe) prior to any school inspection visit. Rather than ask all parents/carers to answer the full HMIe questionnaire, our form asks parents of pupils in determined year groups a different subset of questions from the HMIe questionnaire.

Questions were separated into three themes and the online form branched to allow responses from parents of specific year groups as follows:

- S1 and S4 Health and Wellbeing / Pastoral Support
- S2 and S5 Parental Involvement and School Leadership
- S3 and S6 Teaching, Learning, Tracking and Monitoring

Three questions were asked to all parents regardless of their child's year group.

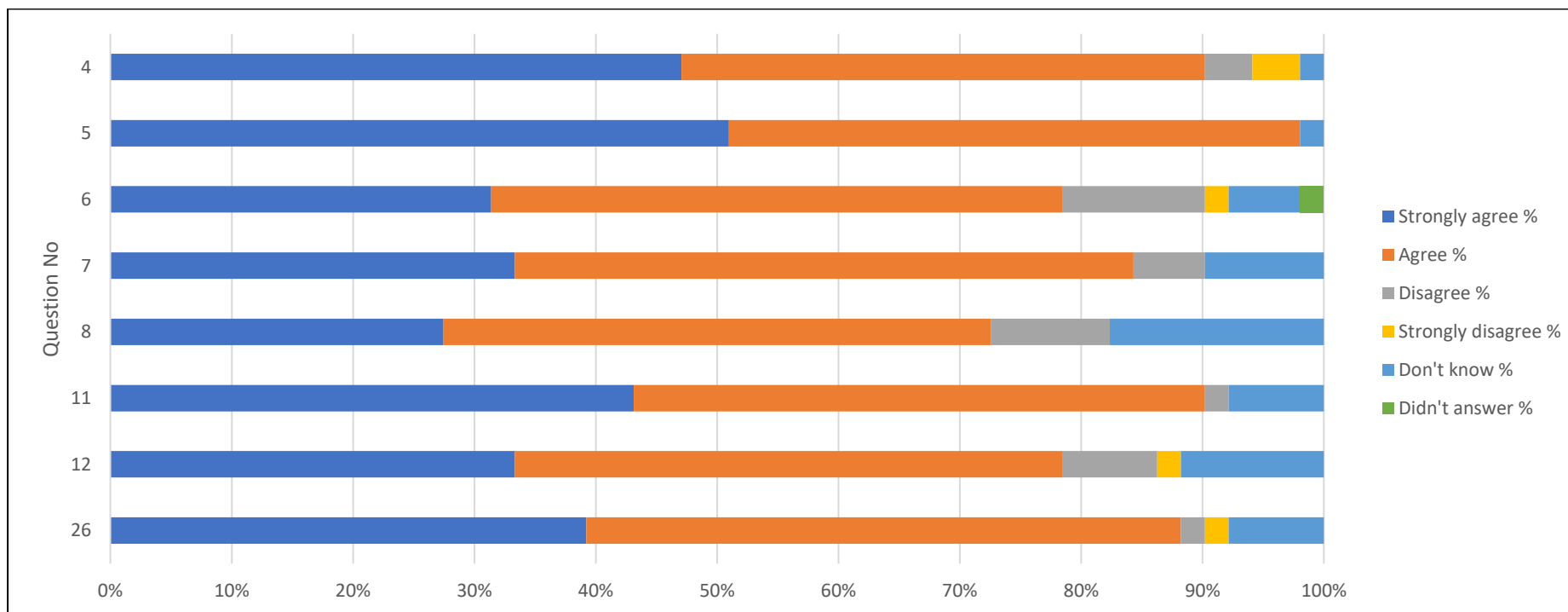
We will continue to gather information twice-yearly and share a summary of responses with our staff and parental body.

The school senior leadership team will assess responses from parents, staff and young people as part of our self-evaluation process to determine improvement priorities for the school.

The summary of responses provided is presented both in tabular and graph form as follows:

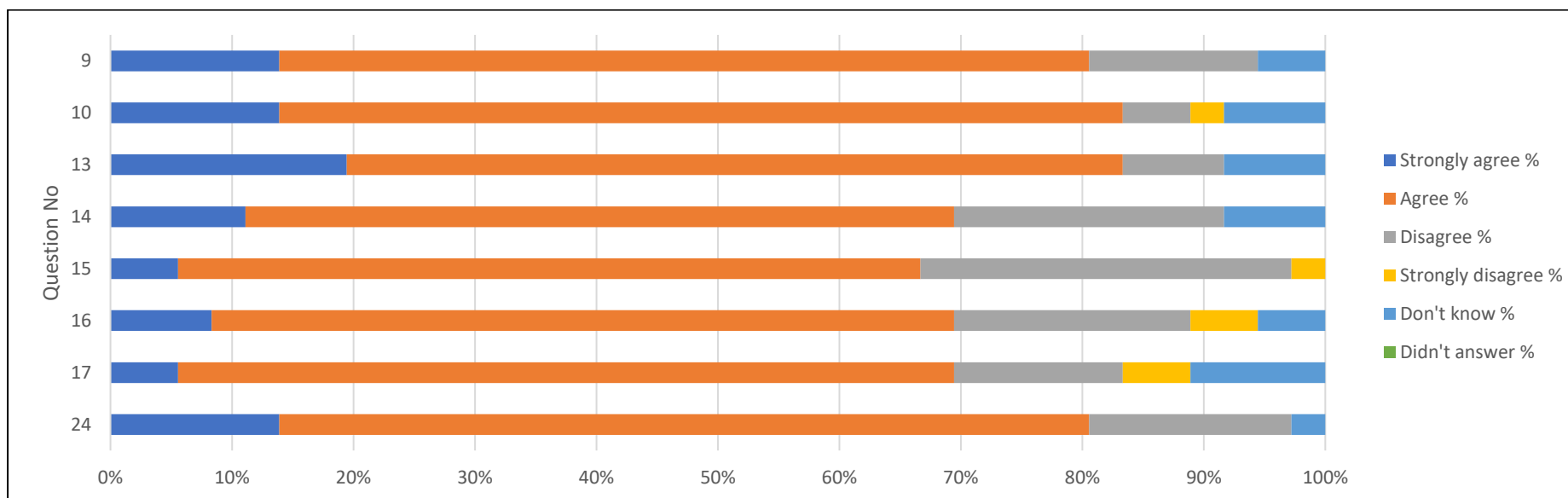
Responses to questions relating to Health and Wellbeing / Pastoral Support

Qu. No	Question	Response Count	Strongly agree %	Agree %	Disagree %	Strongly disagree %	Don't know %	Didn't answer %
4	My child likes being at Meldrum Academy	51	47%	43%	4%	4%	2%	0%
5	Staff treat my child fairly and with respect.	51	51%	47%	0%	0%	2%	0%
6	I feel that my child is safe at the school.	51	31%	47%	12%	2%	6%	2%
7	The school helps my child to feel confident.	51	33%	51%	6%	0%	10%	0%
8	I feel staff really know my child as an individual.	51	27%	45%	10%	0%	18%	0%
11	My child is encouraged by the school to be healthy and take regular exercise.	51	43%	47%	2%	0%	8%	0%
12	The school supports my child's emotional wellbeing.	51	33%	45%	8%	2%	12%	0%
26	The school encourages young people to treat others with respect.	51	39%	49%	2%	2%	8%	0%



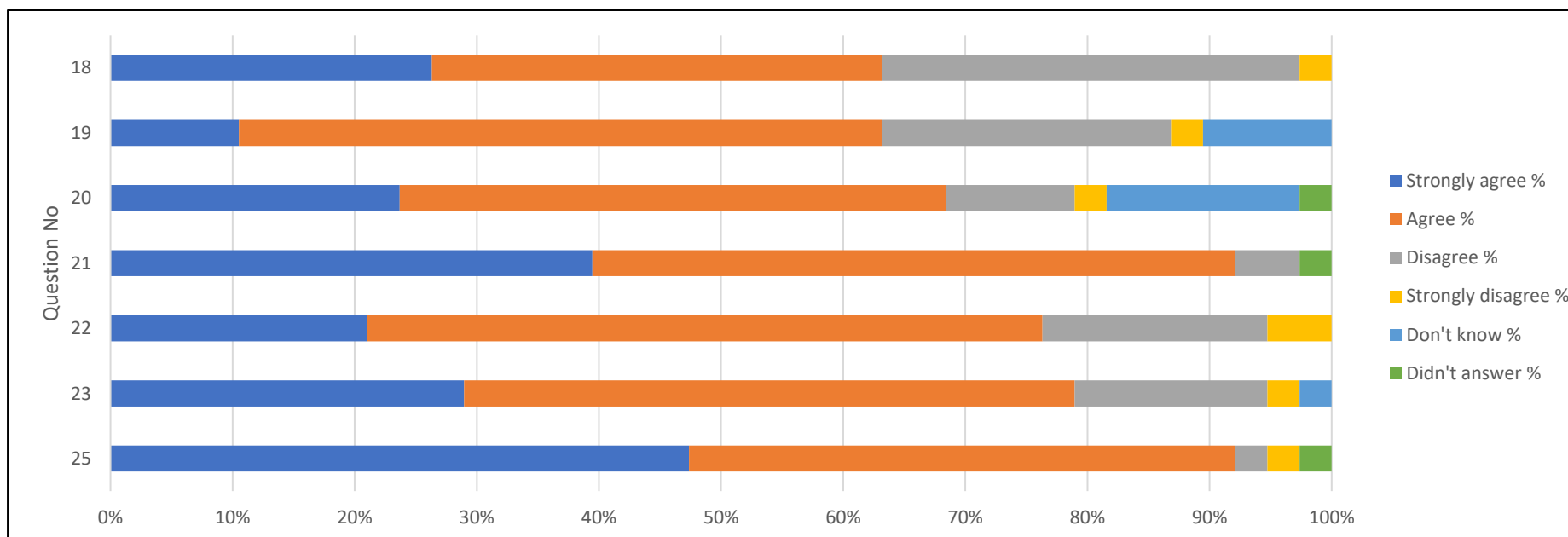
Responses to questions relating to Teaching, Learning, Tracking and Monitoring

Qu. No	Question	Response Count	Strongly agree %	Agree %	Disagree %	Strongly disagree %	Don't know %	Didn't answer %
9	My child finds their learning activities hard enough.	36	14%	67%	14%	0%	6%	0%
10	My child receives the help he/she needs to do well.	36	14%	69%	6%	3%	8%	0%
13	My child is making good progress at the school.	36	19%	64%	8%	0%	8%	0%
14	My child was well supported to make choices about taking the subjects that are right for them.	36	11%	58%	22%	0%	8%	0%
15	I receive helpful, regular feedback about how my child is learning and developing e.g. informal feedback, reports and learning profiles.	36	6%	61%	31%	3%	0%	0%
16	The information I receive about how my child is doing reaches me at the right time.	36	8%	61%	19%	6%	6%	0%
17	I understand how my child's progress is assessed.	36	6%	64%	14%	6%	11%	0%
24	I am satisfied with the quality of teaching in the school.	36	14%	67%	17%	0%	3%	0%



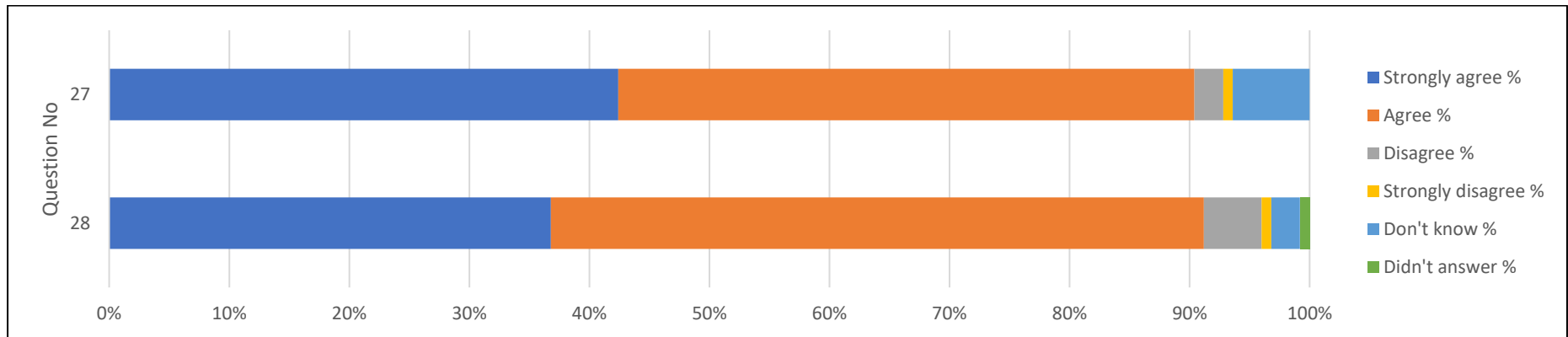
Responses to questions relating to Parental Involvement and School Leadership

Qu. No	Question	Response Count	Strongly agree %	Agree %	Disagree %	Strongly disagree %	Don't know %	Didn't answer %
18	The school gives me advice on how to support my child's learning at home.	38	26%	37%	34%	3%	0%	0%
19	The school organises activities where my child and I can learn together.	38	11%	53%	24%	3%	11%	0%
20	The school takes my views into account when making changes.	38	24%	45%	11%	3%	16%	3%
21	I feel comfortable approaching the school with questions, suggestions and/or a problem.	38	39%	53%	5%	0%	0%	3%
22	I feel encouraged to be involved in the work of the Parent Council and/or parent association.	38	21%	55%	18%	5%	0%	0%
23	I am kept informed about the work of the Parent Council and/or parent association.	38	29%	50%	16%	3%	3%	0%
25	The school is well led and managed.	38	47%	45%	3%	3%	0%	3%



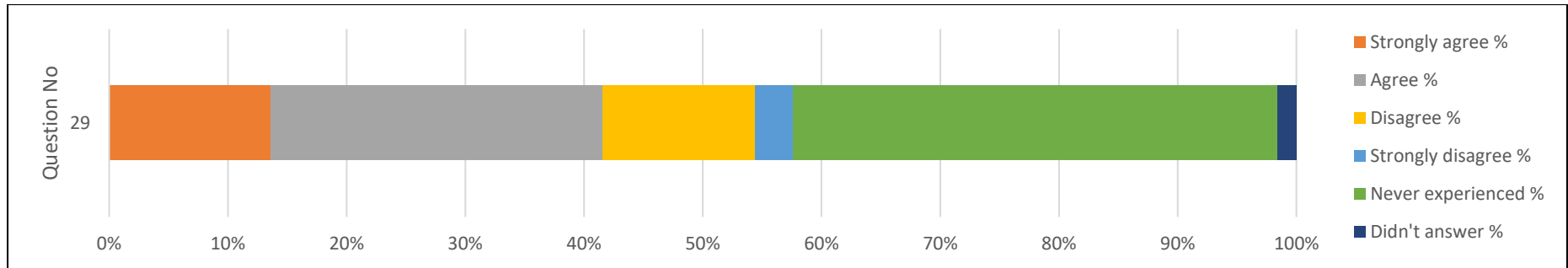
Responses to general questions

Qu. No	Question	Response Count	Strongly agree %	Agree %	Disagree %	Strongly disagree %	Don't know %	Didn't answer %
27	I would recommend the school to other parents.	125	37%	54%	5%	1%	2%	1%
28	Overall, I am satisfied with the school.	125	42%	48%	2%	1%	6%	0%



Responses to question regarding bullying

Qu. No	Question	Response Count	Strongly agree %	Agree %	Disagree %	Strongly disagree %	Never experienced %	Didn't answer %
29	My child's school deals well with any bullying.	125	14%	28%	13%	3%	41%	2%



Responses to question related to support moving school

Qu. No	Question	Response Count	Strongly agree %	Agree %	Disagree %	Strongly disagree %	Hasn't moved %	Didn't answer %
30	My child was well supported if they moved to this school within the last year.	51	29%	31%	2%	0%	25%	12%

