



This document contains a summary of the responses provided to the parental questionnaire issued in June 2023. On this occasion we received a total of 110 parental responses.

The questions used are those asked of parents/carers by His Majesty's Inspectorate of Education (HMIe) prior to any school inspection visit. Rather than ask all parents/carers to answer the full HMIe questionnaire, our form asks parents of pupils in determined year groups a different subset of questions from the HMIe questionnaire.

Questions were separated into three themes and the online form branched to allow responses from parents of specific year groups as follows:

- S1 and S4 Health and Wellbeing / Pastoral Support
- S2 and S5 Parental Involvement and School Leadership
- S3 and S6 Teaching, Learning, Tracking and Monitoring

Three questions were asked to all parents regardless of their child's year group.

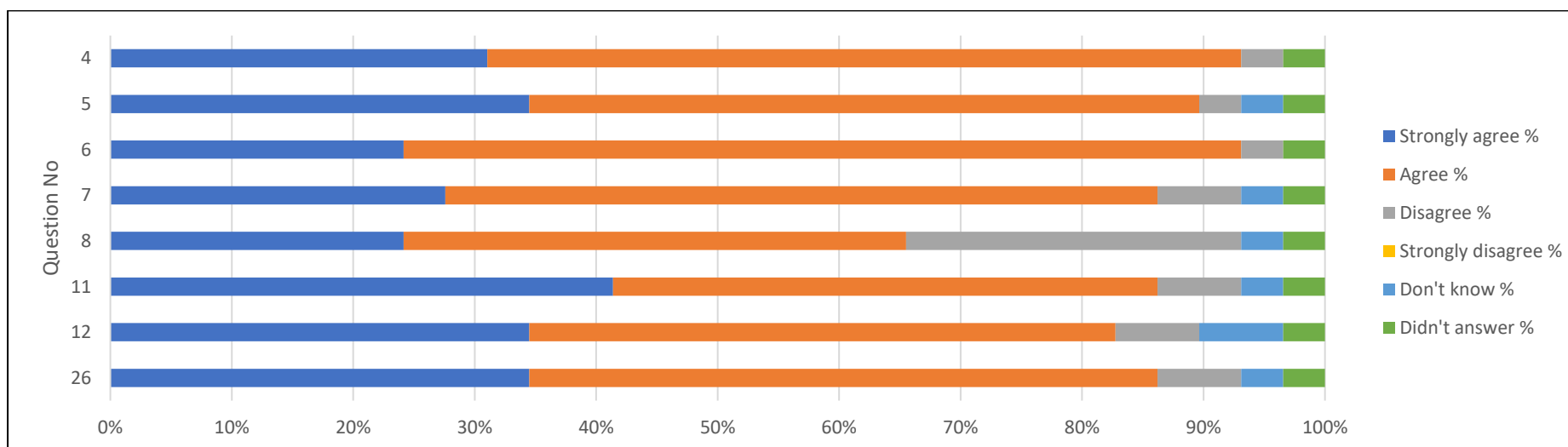
Our intention is to gather information twice-yearly. Once data has been processed, we will share a summary of responses with our staff and parental body.

The school senior leadership team will assess responses from parents, staff and young people as part of our self-evaluation process to determine improvement priorities for the school.

The summary of responses provided is presented both in tabular and graph form as follows:

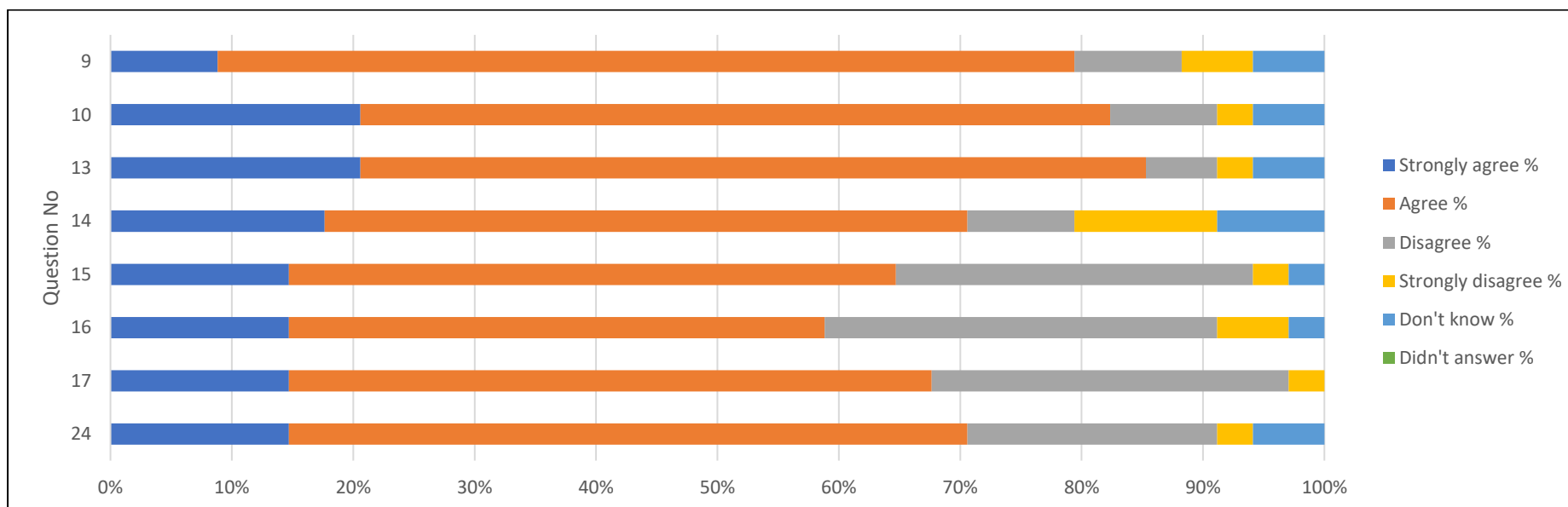
Responses to questions relating to Health and Wellbeing / Pastoral Support

Qu. No	Question	Response Count	Strongly agree %	Agree %	Disagree %	Strongly disagree %	Don't know %	Didn't answer %
4	My child likes being at Meldrum Academy	29	31%	62%	3%	0%	0%	3%
5	Staff treat my child fairly and with respect.	29	34%	55%	3%	0%	3%	3%
6	I feel that my child is safe at the school.	29	24%	69%	3%	0%	0%	3%
7	The school helps my child to feel confident.	29	28%	59%	7%	0%	3%	3%
8	I feel staff really know my child as an individual.	29	24%	41%	28%	0%	3%	3%
11	My child is encouraged by the school to be healthy and take regular exercise.	29	41%	45%	7%	0%	3%	3%
12	The school supports my child's emotional wellbeing.	29	34%	48%	7%	0%	7%	3%
26	The school encourages young people to treat others with respect.	29	34%	52%	7%	0%	3%	3%



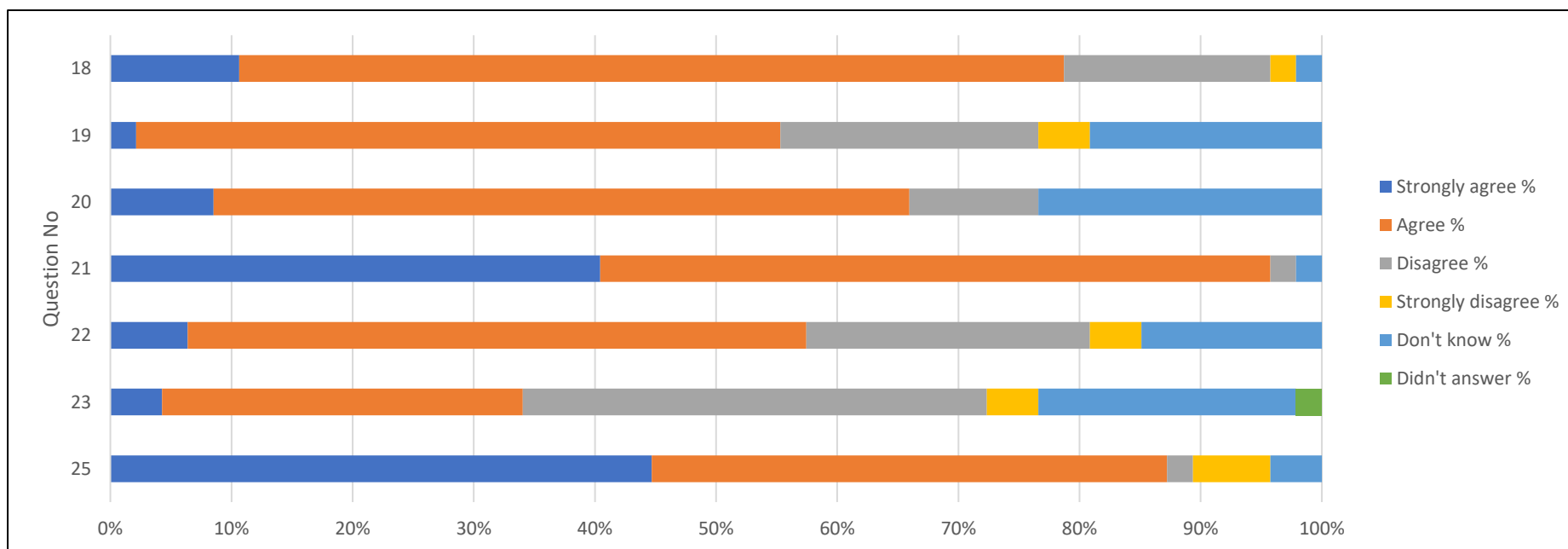
Responses to questions relating to Teaching, Learning, Tracking and Monitoring

Qu. No	Question	Response Count	Strongly agree %	Agree %	Disagree %	Strongly disagree %	Don't know %	Didn't answer %
9	My child finds their learning activities hard enough.	34	9%	71%	9%	6%	6%	0%
10	My child receives the help he/she needs to do well.	34	21%	62%	9%	3%	6%	0%
13	My child is making good progress at the school.	34	21%	65%	6%	3%	6%	0%
14	My child was well supported to make choices about taking the subjects that are right for them.	34	18%	53%	9%	12%	9%	0%
15	I receive helpful, regular feedback about how my child is learning and developing e.g. informal feedback, reports and learning profiles.	34	15%	50%	29%	3%	3%	0%
16	The information I receive about how my child is doing reaches me at the right time.	34	15%	44%	32%	6%	3%	0%
17	I understand how my child's progress is assessed.	34	15%	53%	29%	3%	0%	0%
24	I am satisfied with the quality of teaching in the school.	34	15%	56%	21%	3%	6%	0%



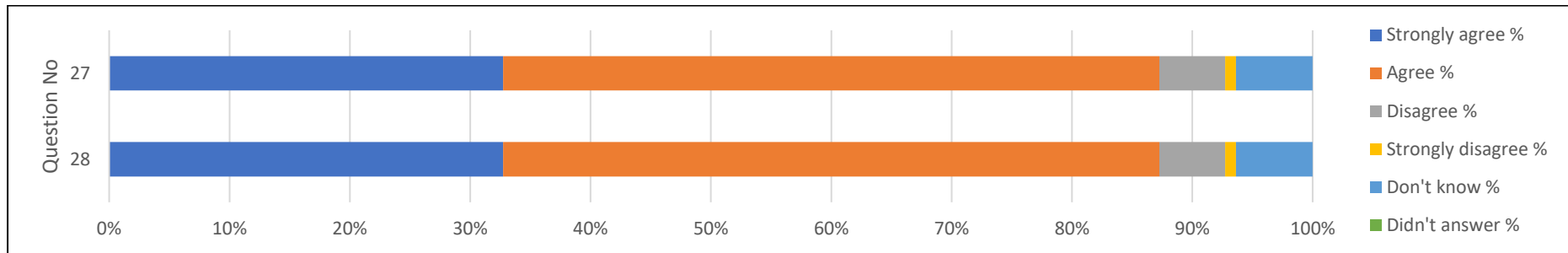
Responses to questions relating to Parental Involvement and School Leadership

Qu. No	Question	Response Count	Strongly agree %	Agree %	Disagree %	Strongly disagree %	Don't know %	Didn't answer %
18	The school gives me advice on how to support my child's learning at home.	47	11%	68%	17%	2%	2%	0%
19	The school organises activities where my child and I can learn together.	47	2%	53%	21%	4%	19%	0%
20	The school takes my views into account when making changes.	47	9%	57%	11%	0%	23%	0%
21	I feel comfortable approaching the school with questions, suggestions and/or a problem.	47	40%	55%	2%	0%	2%	0%
22	I feel encouraged to be involved in the work of the Parent Council and/or parent association.	47	6%	51%	23%	4%	15%	0%
23	I am kept informed about the work of the Parent Council and/or parent association.	47	4%	30%	38%	4%	21%	2%
25	The school is well led and managed.	47	45%	43%	2%	6%	4%	0%



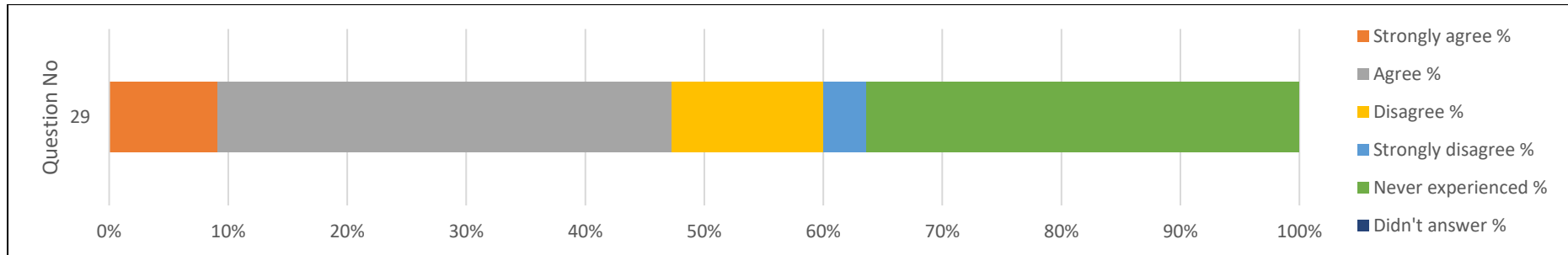
Responses to general questions

Qu. No	Question	Response Count	Strongly agree %	Agree %	Disagree %	Strongly disagree %	Don't know %	Didn't answer %
27	I would recommend the school to other parents.	110	33%	55%	5%	1%	6%	0%
28	Overall, I am satisfied with the school.	110	33%	55%	5%	1%	6%	0%



Responses to question regarding bullying

Qu. No	Question	Response Count	Strongly agree %	Agree %	Disagree %	Strongly disagree %	Never experienced %	Didn't answer %
29	My child's school deals well with any bullying.	110	9%	38%	13%	4%	36%	0%



Responses to question related to support moving school

Qu. No	Question	Response Count	Strongly agree %	Agree %	Disagree %	Strongly disagree %	Hasn't moved %	Didn't answer %
30	My child was well supported if they moved to this school within the last year.	29	17%	3%	0%	0%	59%	21%

