



This document contains a summary of the responses provided to the parental questionnaire issued in May 2024. On this occasion we received a total of 101 parental responses. This compares with 110 responses in June 2023 and 125 in November 2023.

The questions used are those asked of parents/carers by His Majesty's Inspectorate of Education (HMIE) prior to any school inspection visit. Rather than ask all parents/carers to answer the full HMIE questionnaire, our form asks parents of pupils in determined year groups a different subset of questions from the HMIE questionnaire.

Questions were separated into three themes and the online form branched to allow responses from parents of specific year groups as follows:

- S1 and S4 Health and Wellbeing / Pastoral Support
- S2 and S5 Parental Involvement and School Leadership
- S3 and S6 Teaching, Learning, Tracking and Monitoring

Three questions were asked to all parents regardless of their child's year group.

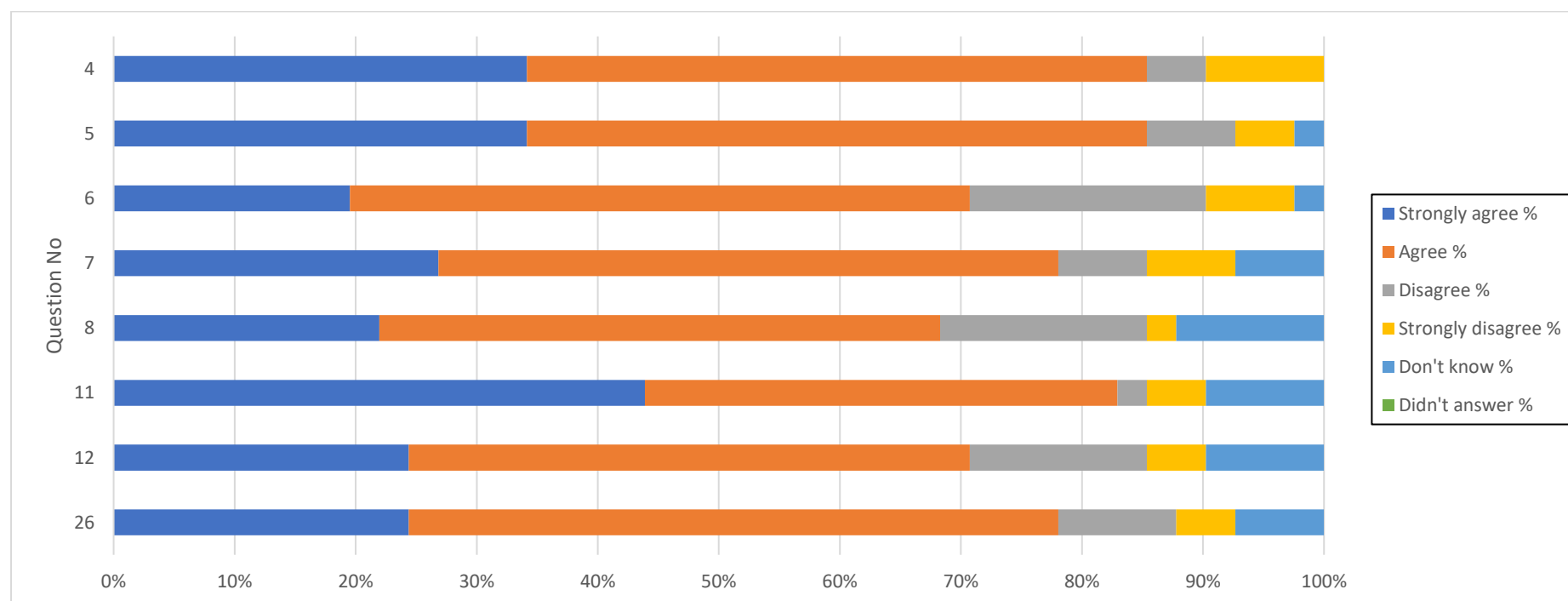
We will continue to gather information twice-yearly and share a summary of responses with our staff and parental body.

The school senior leadership team will assess responses from parents, staff and young people as part of our self-evaluation process to determine improvement priorities for the school.

The summary of responses provided is presented both in tabular and graph form as follows:

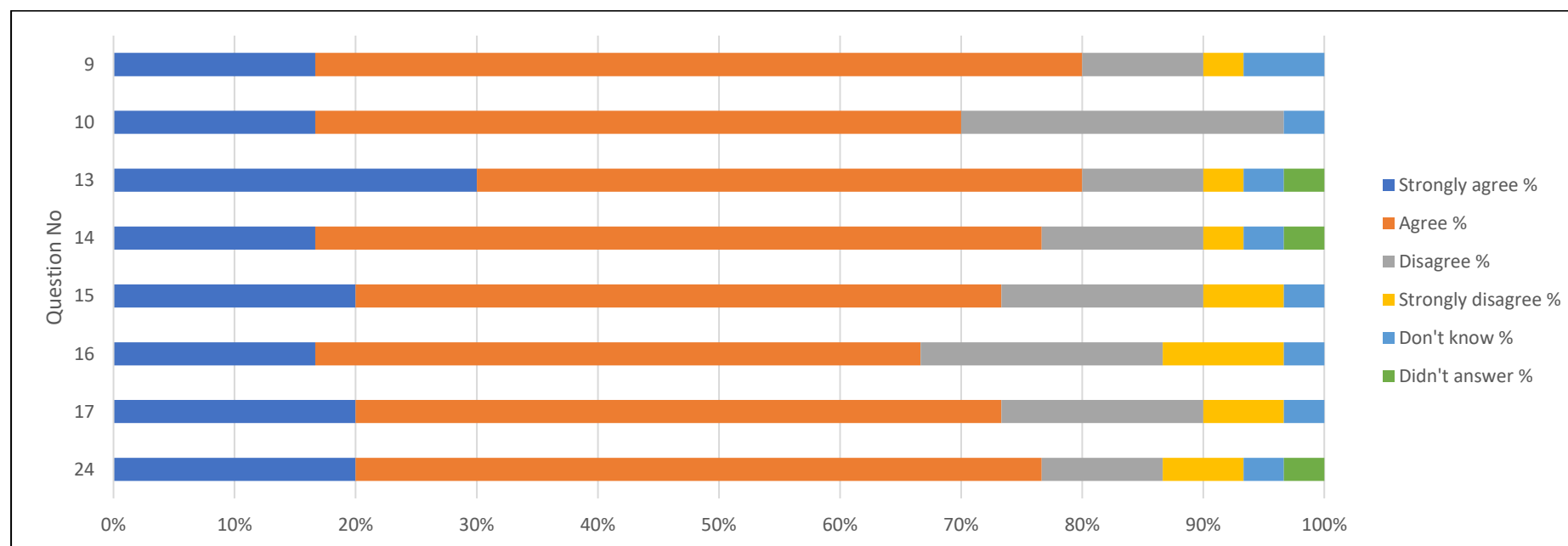
**Responses to questions relating to Health and Wellbeing / Pastoral Support**

Qu. No	Question	Response Count	Strongly agree %	Agree %	Disagree %	Strongly disagree %	Don't know %	Didn't answer %
4	My child likes being at Meldrum Academy	41	34%	51%	5%	10%	0%	0%
5	Staff treat my child fairly and with respect.	41	34%	51%	7%	5%	2%	0%
6	I feel that my child is safe at the school.	41	20%	51%	20%	7%	2%	0%
7	The school helps my child to feel confident.	41	27%	51%	7%	7%	7%	0%
8	I feel staff really know my child as an individual.	41	22%	46%	17%	2%	12%	0%
11	My child is encouraged by the school to be healthy and take regular exercise.	41	44%	39%	2%	5%	10%	0%
12	The school supports my child's emotional wellbeing.	41	24%	46%	15%	5%	10%	0%
26	The school encourages young people to treat others with respect.	41	24%	54%	10%	5%	7%	0%



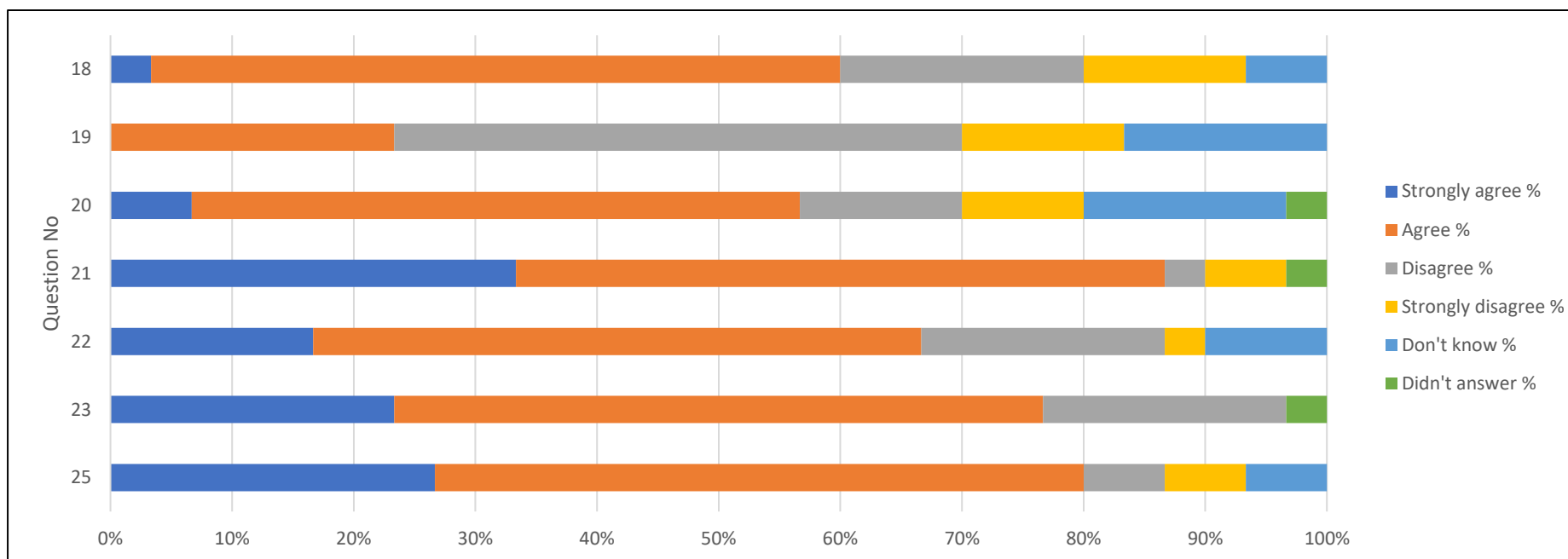
**Responses to questions relating to Teaching, Learning, Tracking and Monitoring**

Qu. No	Question	Response Count	Strongly agree %	Agree %	Disagree %	Strongly disagree %	Don't know %	Didn't answer %
9	My child finds their learning activities hard enough.	30	17%	63%	10%	3%	7%	0%
10	My child receives the help he/she needs to do well.	30	17%	53%	27%	0%	3%	0%
13	My child is making good progress at the school.	30	30%	50%	10%	3%	3%	3%
14	My child was well supported to make choices about taking the subjects that are right for them.	30	17%	60%	13%	3%	3%	3%
15	I receive helpful, regular feedback about how my child is learning and developing e.g. informal feedback, reports and learning profiles.	30	20%	53%	17%	7%	3%	0%
16	The information I receive about how my child is doing reaches me at the right time.	30	17%	50%	20%	10%	3%	0%
17	I understand how my child's progress is assessed.	30	20%	53%	17%	7%	3%	0%
24	I am satisfied with the quality of teaching in the school.	30	20%	57%	10%	7%	3%	3%



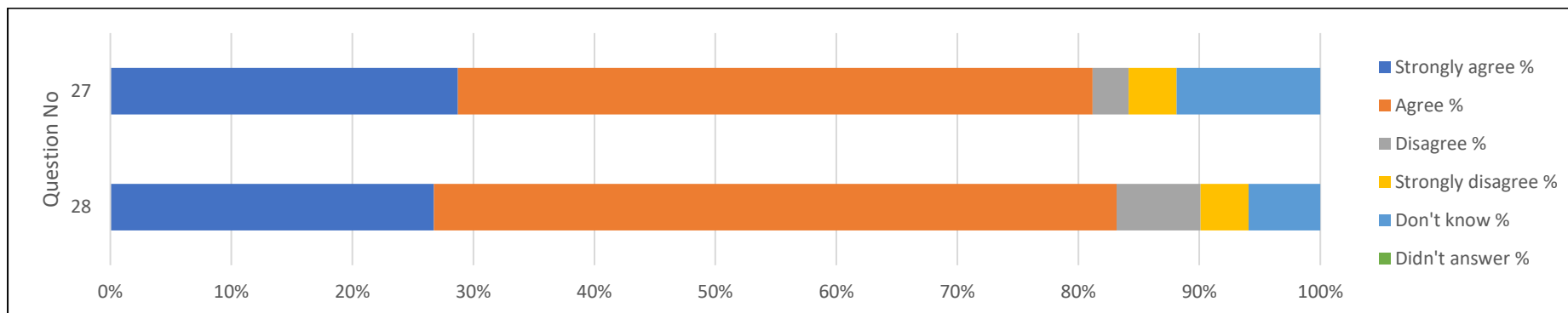
**Responses to questions relating to Parental Involvement and School Leadership**

Qu. No	Question	Response Count	Strongly agree %	Agree %	Disagree %	Strongly disagree %	Don't know %	Didn't answer %
18	The school gives me advice on how to support my child's learning at home.	30	3%	57%	20%	13%	7%	0%
19	The school organises activities where my child and I can learn together.	30	0%	23%	47%	13%	17%	0%
20	The school takes my views into account when making changes.	30	7%	50%	13%	10%	17%	3%
21	I feel comfortable approaching the school with questions, suggestions and/or a problem.	30	33%	53%	3%	7%	0%	3%
22	I feel encouraged to be involved in the work of the Parent Council and/or parent association.	30	17%	50%	20%	3%	10%	0%
23	I am kept informed about the work of the Parent Council and/or parent association.	30	23%	53%	20%	0%	0%	3%
25	The school is well led and managed.	30	27%	53%	7%	7%	7%	0%



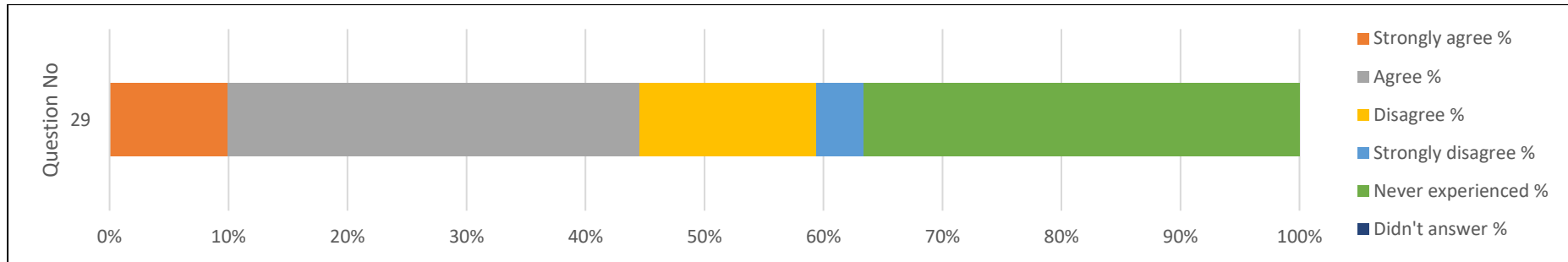
**Responses to general questions**

Qu. No	Question	Response Count	Strongly agree %	Agree %	Disagree %	Strongly disagree %	Don't know %	Didn't answer %
27	I would recommend the school to other parents.	101	29%	52%	3%	4%	12%	0%
28	Overall, I am satisfied with the school.	101	27%	56%	7%	4%	6%	0%



**Responses to question regarding bullying**

Qu. No	Question	Response Count	Strongly agree %	Agree %	Disagree %	Strongly disagree %	Never experienced %	Didn't answer %
29	My child's school deals well with any bullying.	101	10%	35%	15%	4%	37%	0%



**Responses to question related to support moving school**

Qu. No	Question	Response Count	Strongly agree %	Agree %	Disagree %	Strongly disagree %	Hasn't moved %	Didn't answer %
30	My child was well supported if they moved to this school within the last year.	41	29%	29%	2%	2%	27%	10%

