
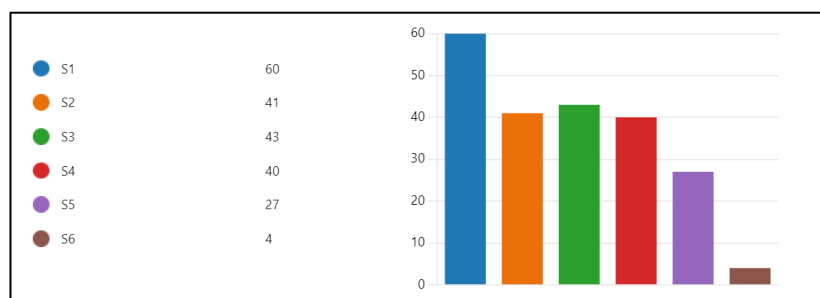




This document contains a summary of the responses provided to the pupil questionnaire issued in November 2023. On this occasion we received a total of 215 pupil responses. This compares with 240 responses to the survey issues in November 2023. The breakdown of responses by year and house groups is:



The questions used are those asked of pupils by His Majesty's Inspectorate of Education (HMIE) prior to any school inspection visit. All pupils were asked the full set of questions.

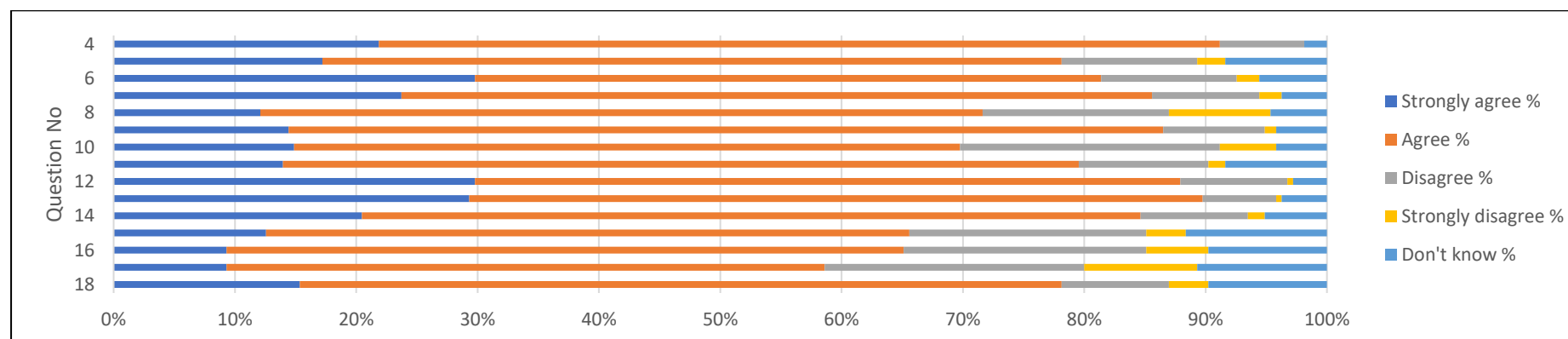
We will continue to gather information twice-yearly and share a summary of these responses with our pupils.

The school senior leadership team will assess responses from parents, staff and young people as part of our self-evaluation process to determine improvement priorities for the school.

The summary of responses provided is presented both in tabular and graph form as follows:

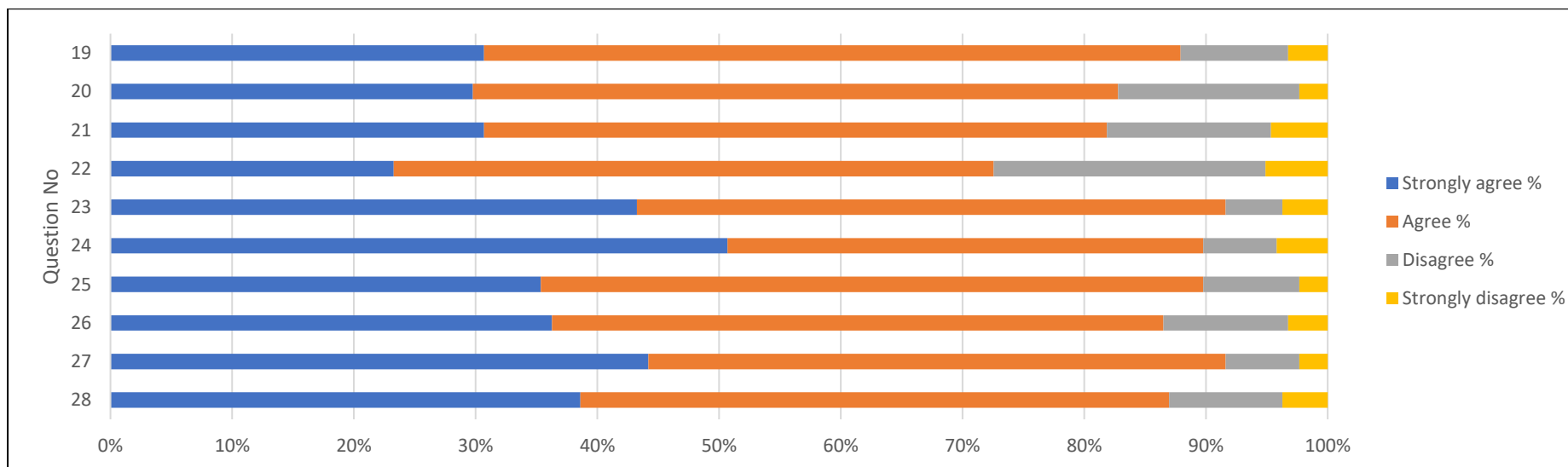
Pupil responses to questions related to Climate for Learning

Qu. No	Question	Response Count	Strongly agree %	Agree %	Disagree %	Strongly disagree %	Don't know %
4	I feel safe when I am at school.	215	22%	69%	7%	0%	2%
5	My school helps me to feel safe	215	17%	61%	11%	2%	8%
6	I have someone in my school I can speak to if I am upset or worried about something.	215	30%	52%	11%	2%	6%
7	Staff treat me fairly and with respect	215	24%	62%	9%	2%	4%
8	Other young people treat me fairly and with respect.	215	12%	60%	15%	8%	5%
9	My school helps me to understand and respect other people.	215	14%	72%	8%	1%	4%
10	My school is helping me to become confident	215	15%	55%	21%	5%	4%
11	My school teaches me how to lead a healthy lifestyle	215	14%	66%	11%	1%	8%
12	There are lots of chances at my school for me to get regular exercise.	215	30%	58%	9%	0%	3%
13	My school offers me the opportunity to take part in activities in school beyond the classroom and timetabled day.	215	29%	60%	6%	0%	4%
14	I have the opportunity to discuss my achievements outwith school with an adult in school who knows me well.	215	20%	64%	9%	1%	5%
15	My school listens to my views.	215	13%	53%	20%	3%	12%
16	My school takes my views into account.	215	9%	56%	20%	5%	10%
17	My homework helps me to understand and improve my work in school.	215	9%	49%	21%	9%	11%
18	I was given good advice to make choices about taking the subjects that are right for me.	215	15%	63%	9%	3%	10%



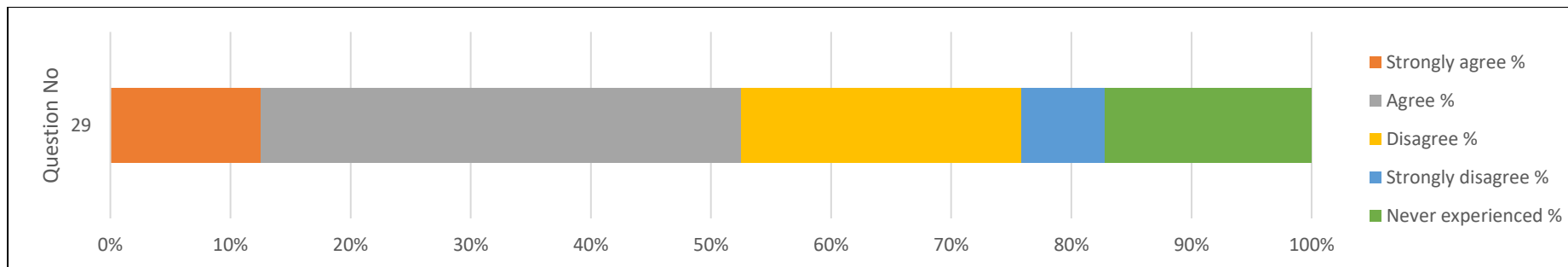
Pupil responses to questions related to Learning and Teaching

Qu. No	Question	Response Count	All of the time %	Some of the time %	Not very often %	Don't know %
19	Staff help young people to be responsible for their own behaviour.	215	31%	57%	9%	3%
20	I feel comfortable approaching staff with questions or suggestions.	215	30%	53%	15%	2%
21	I am given the opportunity to influence what and how I learn.	215	31%	51%	13%	5%
22	I enjoy learning at school	215	23%	49%	22%	5%
23	I feel that my work in school is hard enough	215	43%	48%	5%	4%
24	I know who to ask to get help if I find my work too hard	215	51%	39%	6%	4%
25	Staff help me to understand how I am progressing in my school work.	215	35%	54%	8%	2%
26	The feedback I receive on my work helps me to improve my learning	215	36%	50%	10%	3%
27	I am encouraged by staff to do the best I can.	215	44%	47%	6%	2%
28	I am happy with the quality of teaching in my school.	215	39%	48%	9%	4%



Pupil responses to question regarding bullying

Qu. No	Question	Response Count	Strongly agree %	Agree %	Disagree %	Strongly disagree %	Never experienced %
29	My school deals well with any bullying.	215	13%	40%	23%	7%	17%



Pupil responses to question related to support moving school

Qu. No	Question	Response Count	Strongly agree %	Agree %	Disagree %	Strongly disagree %	Haven't moved %
30	I was well supported if I moved to a new school within the last year	215	15%	23%	3%	1%	57%

